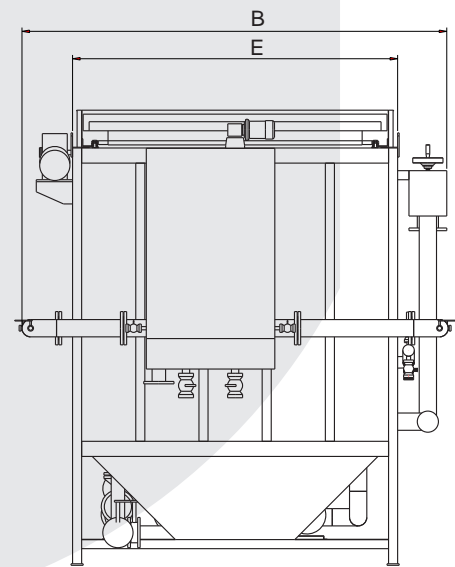
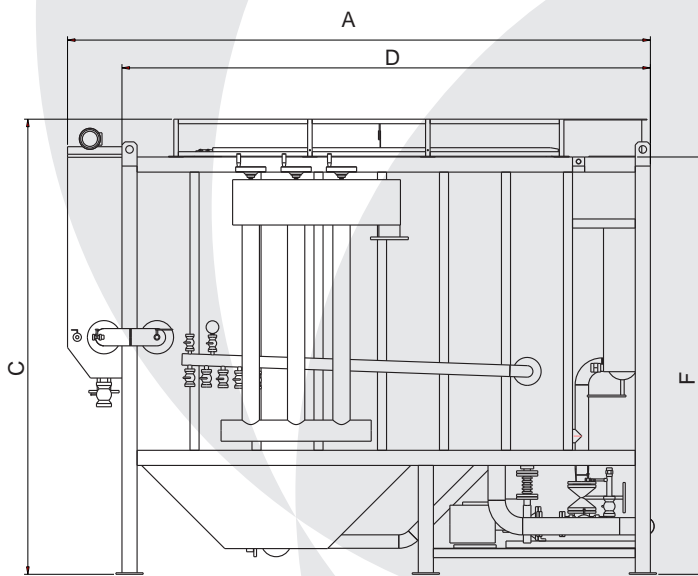



Flottatori Cladaf

Dimensioni e pesi



Modello	A	B	C	D	E	F	DN in	DN out	Peso (v)	Peso (p)
CL10	2710	2060	2760	2350	1450	2510	80	100	800	3600
CL25	3510	2120	2760	3150	1950	2510	80	125	1500	8500
CL40	3855	2820	3010	3495	2150	2760	80	125	2000	11650
CL70	4945	3150	3410	4495	2390	3110	100	150	3000	18500
CL90	5650	3285	3410	5050	2430	3110	100	200	3500	21500
CL110	7100	3285	3410	6300	2430	3110	125	200	4500	33500
CL130	8100	3285	3410	7300	2430	3110	150	200	5300	36750
CL170	9100	3285	3410	8300	2430	3110	150	250	6000	42300

Dimensioni in mm
 Flange piatte PN10 - UNI 227767
 (v): Peso a vuoto in Kg
 (p): peso in funzionamento in Kg